

# JHU - Krieger School of Arts & Sciences / Whiting School of Engineering

## 2020 Spring

**Course:** EN.601.414.01.SP20 : Computer Networks

**Instructor:** Gabriel Kaptchuk

1 - The overall quality of this course is:					
Response Option	Weight	Frequency	Percentage	Percent Responses	Mean
Poor	(1)	0	0.00%		4.56
Weak	(2)	0	0.00%		
Satisfactory	(3)	2	4.00%		
Good	(4)	18	36.00%		
Excellent	(5)	30	60.00%		
N/A	(0)	0	0.00%		
				0 25 50 75 100	Question
<b>Response Rate</b>		<b>Mean</b>	<b>STD</b>	<b>Median</b>	
50/53 (94.34%)		4.56	0.58	5.00	

2 - The instructor's teaching effectiveness is:					
Response Option	Weight	Frequency	Percentage	Percent Responses	Mean
Poor	(1)	0	0.00%		4.59
Weak	(2)	0	0.00%		
Satisfactory	(3)	2	4.00%		
Good	(4)	16	32.00%		
Excellent	(5)	31	62.00%		
N/A	(0)	1	2.00%		
				0 25 50 75 100	Question
<b>Response Rate</b>		<b>Mean</b>	<b>STD</b>	<b>Median</b>	
50/53 (94.34%)		4.59	0.57	5.00	

3 - The intellectual challenge of this course is:					
Response Option	Weight	Frequency	Percentage	Percent Responses	Mean
Poor	(1)	0	0.00%		4.42
Weak	(2)	0	0.00%		
Satisfactory	(3)	7	14.00%		
Good	(4)	15	30.00%		
Excellent	(5)	28	56.00%		
N/A	(0)	0	0.00%		
				0 25 50 75 100	Question
<b>Response Rate</b>		<b>Mean</b>	<b>STD</b>	<b>Median</b>	
50/53 (94.34%)		4.42	0.73	5.00	

# JHU - Krieger School of Arts & Sciences / Whiting School of Engineering

## 2020 Spring

**Course:** EN.601.414.01.SP20 : Computer Networks

**Instructor:** Gabriel Kaptchuk

4 - The teaching assistant for this course is:					
Response Option	Weight	Frequency	Percentage	Percent Responses	Mean
Poor	(1)	1	2.00%		4.24
Weak	(2)	0	0.00%		
Satisfactory	(3)	8	16.00%		
Good	(4)	9	18.00%		
Excellent	(5)	20	40.00%		
N/A	(0)	12	24.00%		
				0 25 50 75 100	Question
Response Rate		Mean	STD	Median	
50/53 (94.34%)		4.24	0.97	5.00	

5 - Please enter the name of the TA you evaluated in question 4:
- Zhuolong Yu
- Christopher
- Yi Hong
- Yi Hong
- Gabe
- Gabe
- All of them
- N/A
- Zhuolong Yu
- Yi Hong
- Yi Hong, Zhuolong Yu
- Zhuolong Yu
- Yi Hong
- Yi
- yilong







6 - Feedback on my work for this course is useful:					
Response Option	Weight	Frequency	Percentage	Percent Responses	Mean
Disagree strongly	(1)	0	0.00%		4.04
Disagree somewhat	(2)	3	6.00%		
Neither agree nor disagree	(3)	8	16.00%		
Agree somewhat	(4)	23	46.00%		
Agree strongly	(5)	16	32.00%		
N/A	(0)	0	0.00%		
				0 25 50 75 100	Question
Response Rate		Mean	STD	Median	
50/53 (94.34%)		4.04	0.86	4.00	

# JHU - Krieger School of Arts & Sciences / Whiting School of Engineering

## 2020 Spring

**Course:** EN.601.414.01.SP20 : Computer Networks

**Instructor:** Gabriel Kaptchuk

7 - Compared to other Hopkins courses at this level, the workload for this course is:					
Response Option	Weight	Frequency	Percentage	Percent Responses	Mean
Much lighter	(1)	1	2.00%		3.86
Somewhat lighter	(2)	0	0.00%		
Typical	(3)	12	24.00%		
Somewhat heavier	(4)	28	56.00%		
Much heavier	(5)	8	16.00%		
N/A	(0)	1	2.00%		
				0 25 50 75 100	Question
<b>Response Rate</b>	<b>Mean</b>	<b>STD</b>	<b>Median</b>		
50/53 (94.34%)	3.86	0.76	4.00		