



Accelerating Ray Tracing

Johns Hopkins Department of Computer Science
Course 600.456: Rendering Techniques, Professor: Jonathan Cohen

Ray Tracing Acceleration Techniques

Faster Intersections

Faster Ray-Object Intersections

- Object bounding volumes
- Efficient intersection routines

Fewer Ray-Object Intersections

- Bounding volume hierarchies
- Frustum culling
- Space subdivision
- Directional techniques

Fewer Rays

- Adaptive tree depth
- Statistical optimizations

from Arvo and Kirk, "A Survey of Ray-tracing Acceleration Techniques". In Glassner, ed., *An Introduction to Ray Tracing*

Generalized Rays

- Beam tracing
- Cone tracing
- Pencil tracing



Bounding Volumes

Simple volume description guaranteed to contain a more complex volume description

Test ray against more complex primitive only if it intersects bounding volume

Increases time for hits, but reduces time when ray misses bounding volume


Provide bounds on interval of intersection




Bounding Volume Examples




Sphere



Axis-Aligned Bounding Box



Oriented Bounding Box



General Slab Intersection



Bounding Volume Hierarchies

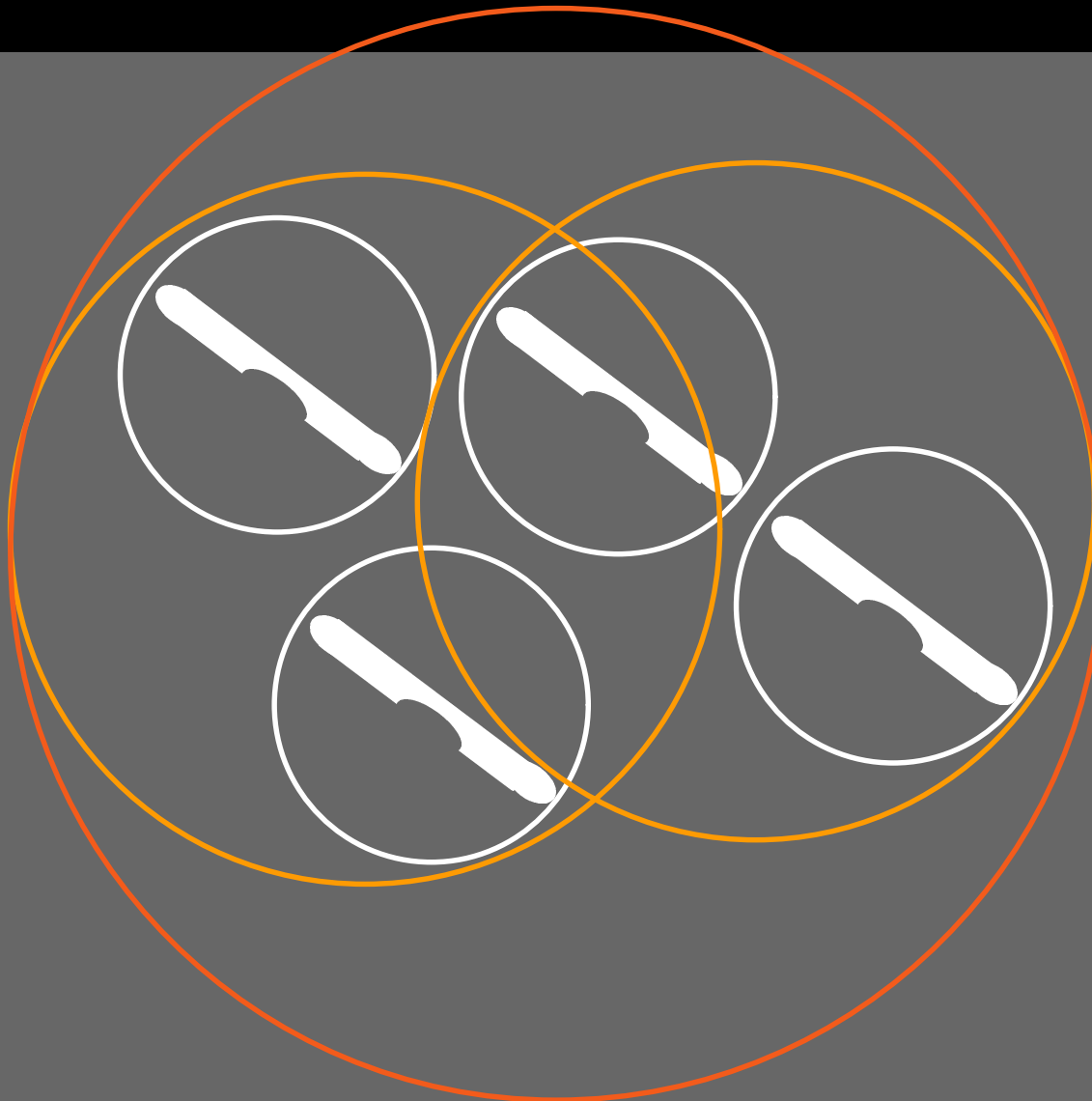
Cluster bounding volumes hierarchically

Only intersect ray with child volume if it intersects parent

Reduces number of ray-volume and ray-object intersection tests

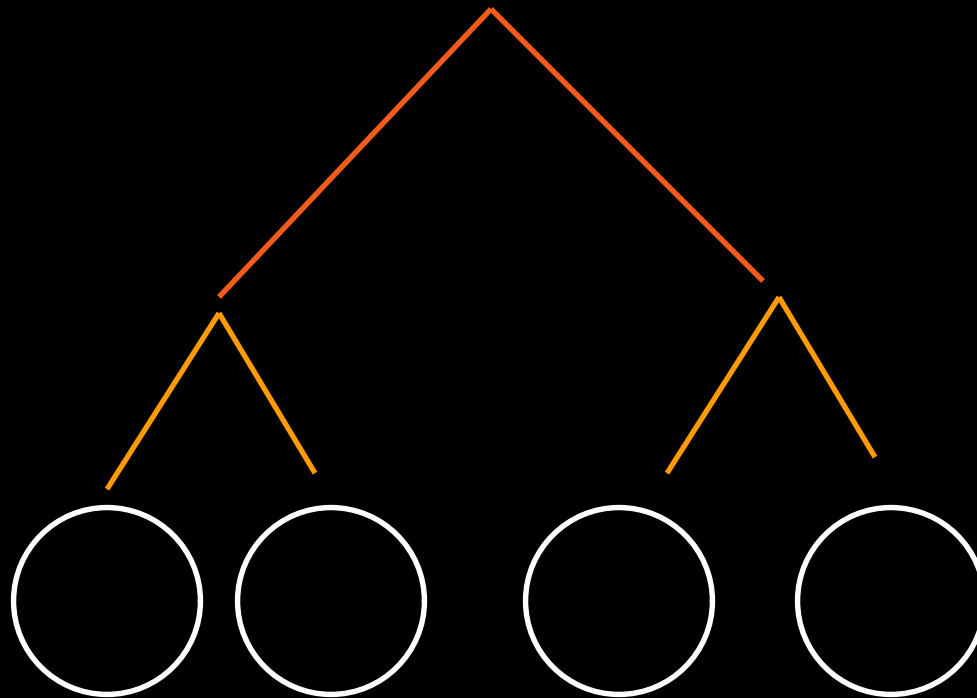


Bounding Volume Hierarchy Example





Bounding Volume Tree





Computing Hierarchies

Top-down

Bottom-up

Minimize volume/surface area

Computing “good” hierarchies is difficult



Space Partitioning

Break model space into chunks

Pre-compute which objects overlap each chunk


Trace rays through chunks

Only intersect rays with objects stored in current chunk


Typically only allow each ray-object intersection once (not in multiple chunks)



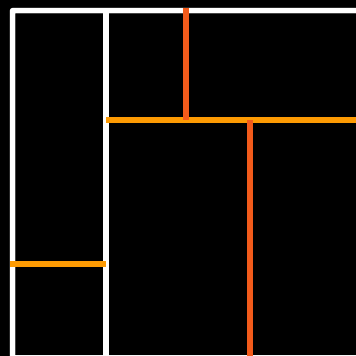
Types of Space Partitions



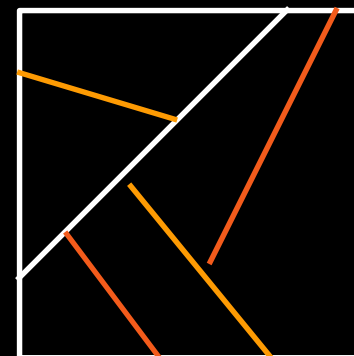
Uniform



Octree



K-d tree



BSP Tree



Tracing through a Space Partition

Incrementally

- trace along ray, walk from partition to partition
- difficult except for uniform partition
- other partitions may require augmented data structures

Top-down

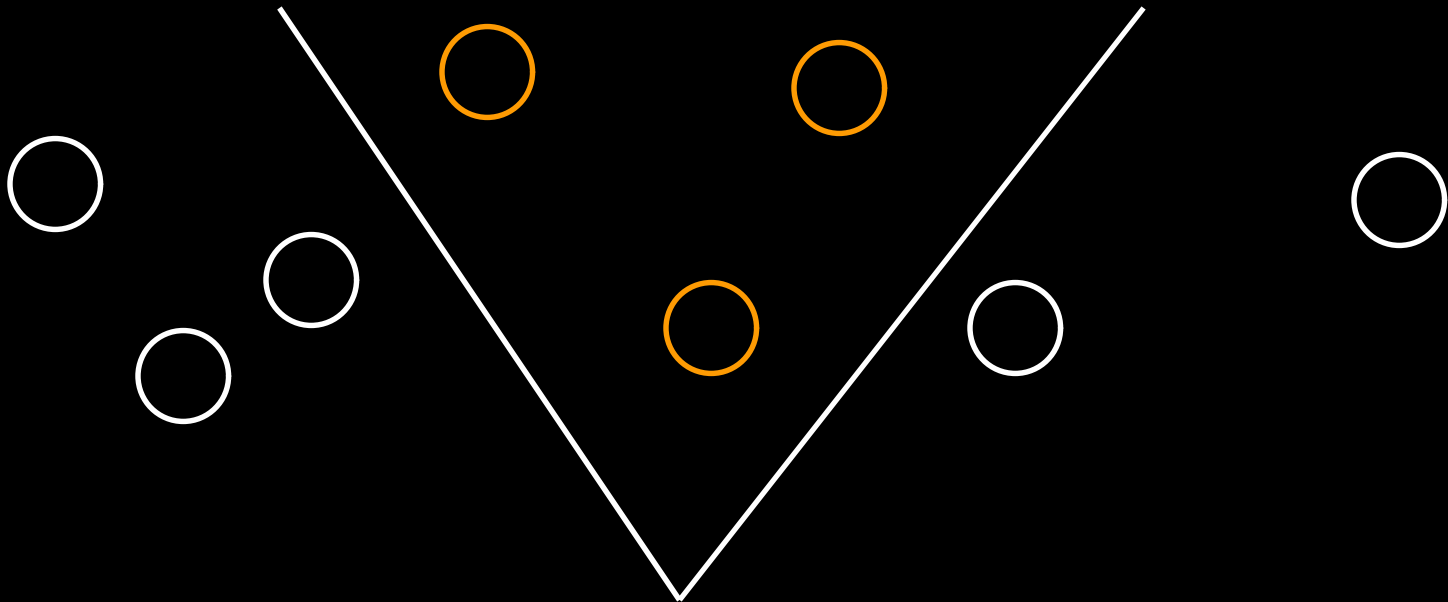
- intersect ray with each of node's children
- traverse children it intersects



Frustum Culling

Cull all bounding volume nodes that lies outside current viewing frustum

Probably not necessary if using space partition





Frameless Rendering

Double buffering - wait for all pixels to display image

- **Slowly displays old images**

Frameless rendering - display all pixels immediately

- **Quickly displays partially-updated images**

Applicable to interactive applications requiring low latency and high performance



Frameless Rendering Example



All pixels updated at 5 Hz



33% pixels updated at 15 Hz

From Bishop et al., “Frameless Rendering: Double Buffering Considered Harmful,”
Proceedings of SIGGRAPH 94, page 176.



Interactive Ray Tracing

Experiments run on high-end parallel machine

- **Scales to hundreds of processors on SGI Origin 2000**
- **Scalability limited only by load balancing and synchronization**

Can employ frameless rendering



Interactive Ray Tracing Video

From Parker et al., “Interactive Ray Tracing,” *Proceedings of the 1999 Symposium on Interactive 3D Graphics*”.



Questions about Assignment?

Input colors [0.0-1.0]

- Output colors [0-255]

Eye space

- Looking down -Z axis

Viewing plane

- Distance is irrelevant

File format

- Assume lines not broken up